



Youth Almighty Project

Young Peoples Evaluation

January 2010



Silksworth Community Centre
Tunstall Village Road
Silksworth
Sunderland
SR3 2BB

Telephone No: 0191 5238000

Email Address: info@youthalmighty.co.uk Website Address: www.youthalmighty.co.uk



Young Peoples Evaluation

Youth Almighty Project is committed to ensuring they listen to young people's voices. During January 2010 Youth Almighty Project decided to undertake a snapshot evaluation of their services to assess if they were meeting the needs of young people.

This was carried out by YAP staff members including detached staff in the form of questionnaires.

This report gives the views of a small sample of young people who attend provision offered by Youth Almighty Project in the Silksworth ward of the city of Sunderland. It gives us their views on provision offered to them by the project.

55 young people aged 11 to 17 years old participated in this evaluation. 46% (25) were male, 38% (21) were female, 16% (9) gender unknown.

**This report is what young people have told us
and we have not left out any of their views, or added any of our own.**

Please note that the quotes in *italics* are direct quotes from the young people who access Youth Almighty Project.

Findings

Youth Almighty Project is listening to young peoples needs and providing a service that matches these needs. In October 2009 the Project looked at sessions offered and adjusted the weekly session plan to reflect this based on the information provided to them by young people about which days of the week they would like to attend. Sessions offered now match those needs and 87.27% (48) young people attend the project at least twice per week, 30.91% (17) young people attend five or more times per week.

Most young people seem happy with the provision offered; 64.4% (35) young people disliked nothing about the provision provided, and 58%** would not change anything although 71.01% offered suggestions for improvement. 16% of young people particularly enjoyed socialising with friends, and some young people commented that they liked "*getting out of the house*", "*keeps me off the streets*", "*hanging out*" and "*making new friends*". 4% of young people commented on the staff and that the project was "*friendly*" and "*fun*".

On a rating scale of 1 to 10 (1 being the lowest – 10 the highest) 52.73% gave it the highest score of 10; with no young people scoring the project lower than a 7.

It is evident from the findings that young people value the services provided and are happy to contribute suggestions for change and improvement. They are attending regularly and taking part in a varied range of activities. The project staff team should be proud that it is providing a service that young people value and rate highly.

Recommendations

- 1) Continue to monitor attendance at individual sessions to evaluate the effectiveness of each session
- 2) Explore introducing a Boys Only Group and possibly Junior Sessions
- 3) Explore funding opportunities to buy some more table tennis tables 😊

Next Steps

This report will be circulated to all YAP Management Committee members and Young Volunteers for discussion with the Project Manager. Recommendations will be discussed and action to be agreed.

A young persons copy will be displayed in the centre and the youth café so young people know Youth Almighty Project have listened to their suggestions and the reasons behind why the Project has chosen to act on some recommendation and not others.

YAP will continue to monitor the current and future provision offered to young people in their area by undertaking regular evaluations and consultations with service users.

We hope you enjoy reading this report.

Any questions or queries about the Report please contact:

Joanne Laverick, Project Manager

Tel No: 0191 5238000

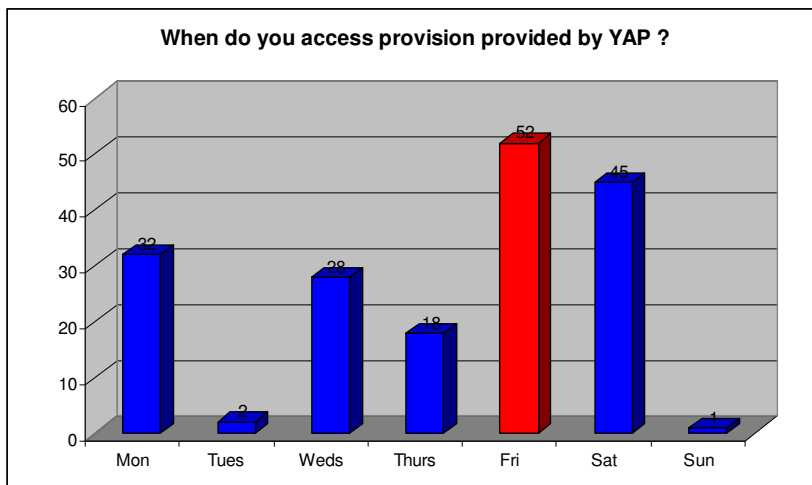
The Questions Youth Almighty Project asked:

What nights of the week do you attend provision provided by YAP ?

Young people told us they attend YAP provision every day of the week, with 52 young people (29.21%) attending on the most popular day of the week which is a Friday, closely followed by 45 young people (25.28%) attending on a Saturday. The least popular day of the week is a Sunday.

From the data provided we are able to determine that young people attend the project on average..... times per week. Whilst 12.73% (7) young people attend only once per week, 87.27% (48) young people attend the project at least twice per week, 30.91% (17) young people attend five or more times per week.

1 st	Friday
2 nd	Saturday
3 rd	Monday
4 th	Wednesday
5 th	Thursday
6 th	* Tuesday
7 th	* Sunday



** The project was open on Tuesday and Sunday evenings in early 2009. Following a review with young people who attend the project in October 2009, these 2 sessions were changed to a Monday and Wednesday to meet the needs of the young people. These 2 sessions are open longer and offer a varied choice of activities.*

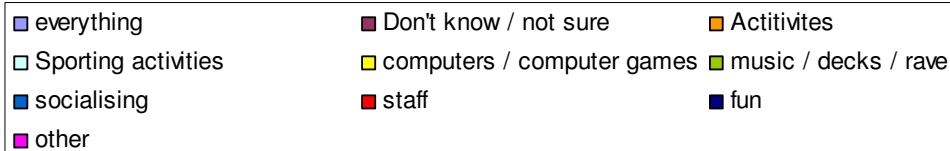
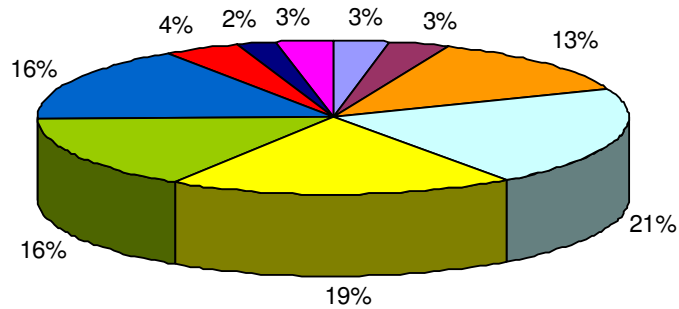
Question 1 – What do you most like about the provision provided by YAP ?

It appears that Youth Almighty Project is meeting the needs of young people in the area. Young people seem happy with the services provided and commented on specific types of activities they like to take part in.

21% of young people enjoyed sporting activities including; football (12%), darts, and pool. 13 % enjoyed other non-sporting activities including outdoor activities, cooking, and games. 19% enjoyed the computers and computer games, numbers were evenly split between laptops and the Nintendo wii. 16% enjoyed the music room, the raves and the decks.

An important part of the role of YAP is to develop the personal, social and emotional development of the young people who access provision. It's important to note that 16% enjoyed socialising with friends, and some young people commented that they liked "getting out of the house", "keeps me off the streets", "hanging out" and "making new friends". 4% of young people commented on the staff and that the project was "friendly" and "fun".

What do you most like about the provision provided by YAP ?



Question 2 – What do you dislike about the provision provided by YAP ?

Young people attending provision at YAP are overwhelming happy with services provided. 64.4 % (35 young people) disliked nothing. The largest complaint is that the project does not have enough table tennis tables (9%). Smaller complaints included “its cold” and “we sometimes cant play football inside”.

Question 3 – What can YAP do to improve the provision currently offered to young people?

Young people had some very practical suggestions to improve the provision currently offered, although 16 young people (29.09%) thought that there were no improvements to be made.

22% of young people suggested changes to current sessions including;

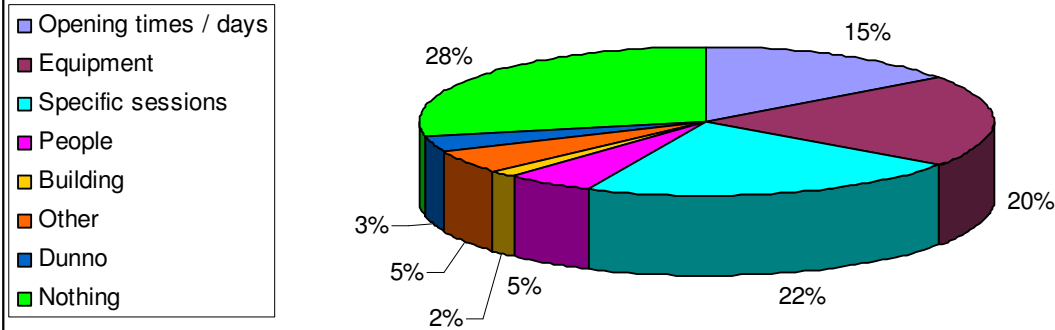
- Introduce a Boys only group
- Introduce a Junior Group
- Open more nights at Community Association, café open more, open longer.
- Hair and beauty sessions
- More decks nights

Young people suggested buying equipment including;

- More table tennis tables (10%)
- PS3, Xbox 360, games, dart board, board games, making a gym

Other suggestions included improving the toilet facilities, language of the teenagers and more trips

What can YAP do to improve the provision currently offered to young people?



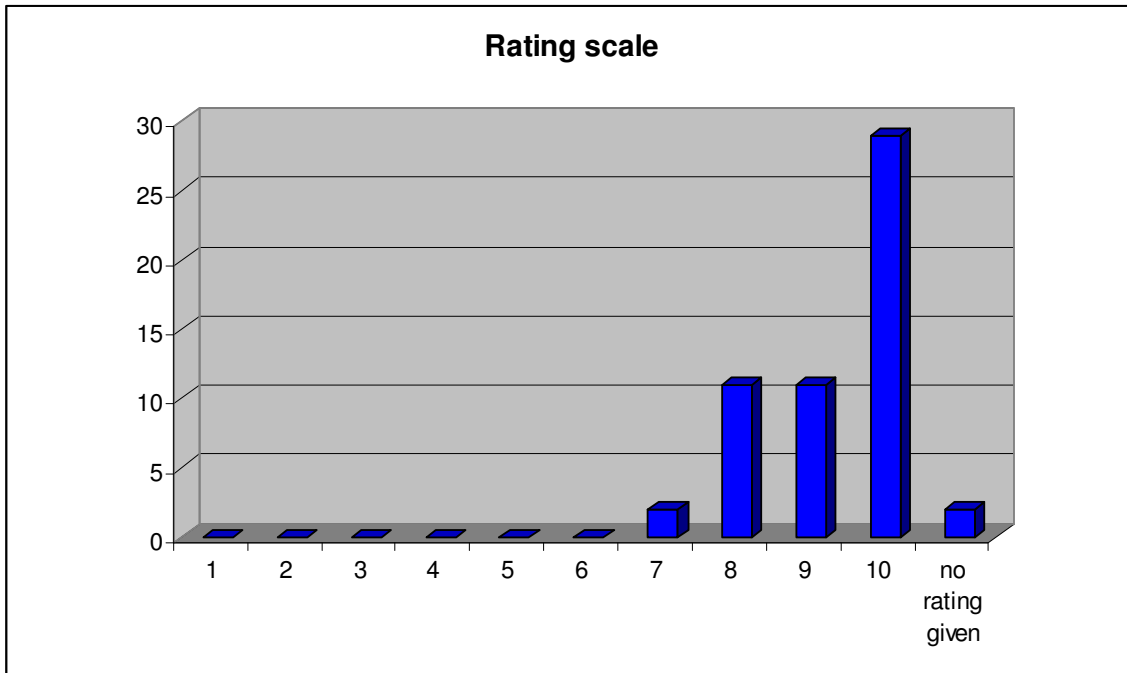
Question 4 – Is there anything you would change ?

Young people seem generally extremely happy with services provided by YAP; over ½ of young people surveyed (58%) would not change anything; if we take into consideration the 13% who did not answer (**we can assume they probably they did not have any suggestions for change) this figure would jump to 71%, nearly ¾ of all young people surveyed.

The biggest change would be regarding opening times/days; young people asked that the building should be open every day of the week and open on a Sunday. Again 4 young people wanted to get some more table tennis tables, one wanted to make the music room bigger, have more decks nights and change the hall into an indoor football room.

Question 5 - How do you rate Youth Almighty Project ? (1 lowest – 10 highest)

Young people were asked to rate the services of YAP. 52.73% gave it the highest score of 10; with no young people scoring the project lower than a 7.



With thanks to:

All the young people who participated in the survey
YAP staff members

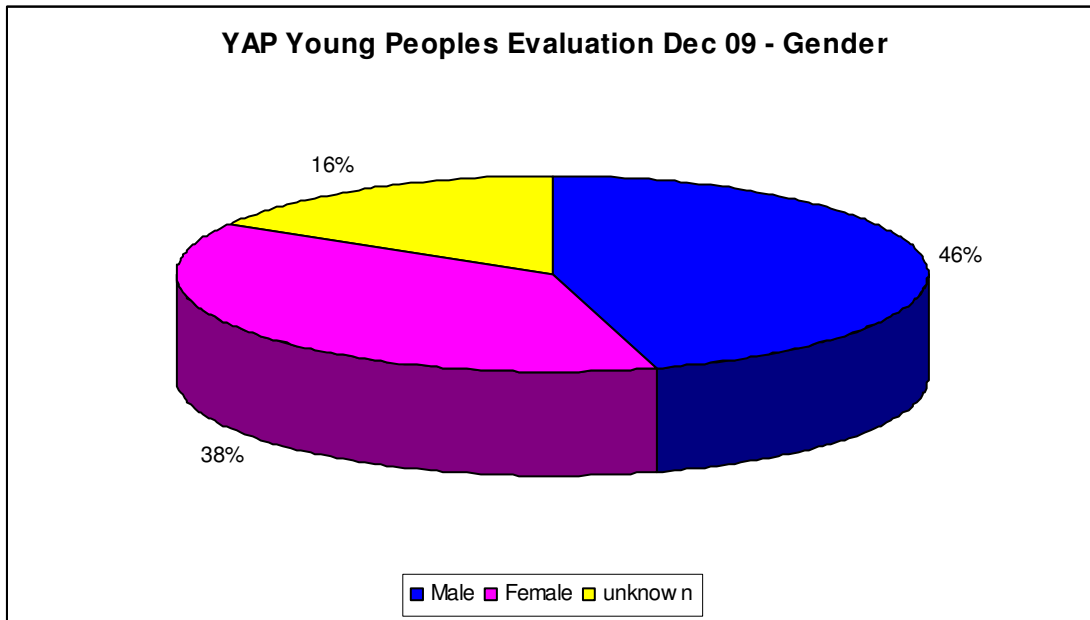
Report prepared by:

*Amanda Gerry, Development Officer
Sunderland Voluntary Sector Youth Forum (SVSYF)*

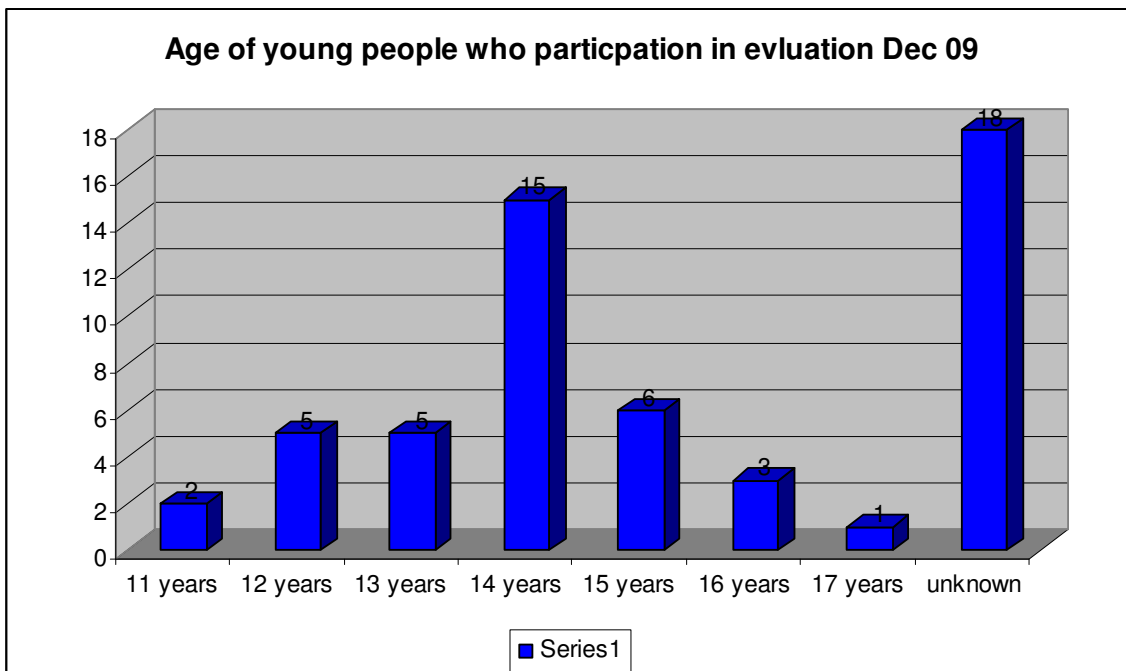
April 2010.

Appendixes

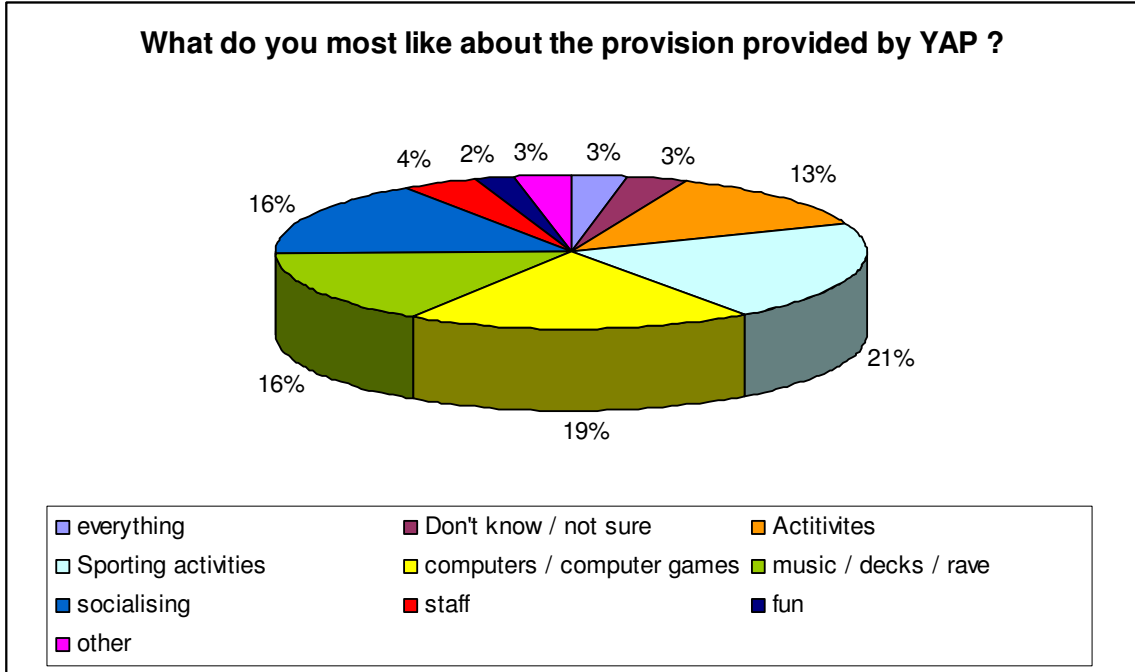
Appendix A Gender Breakdown



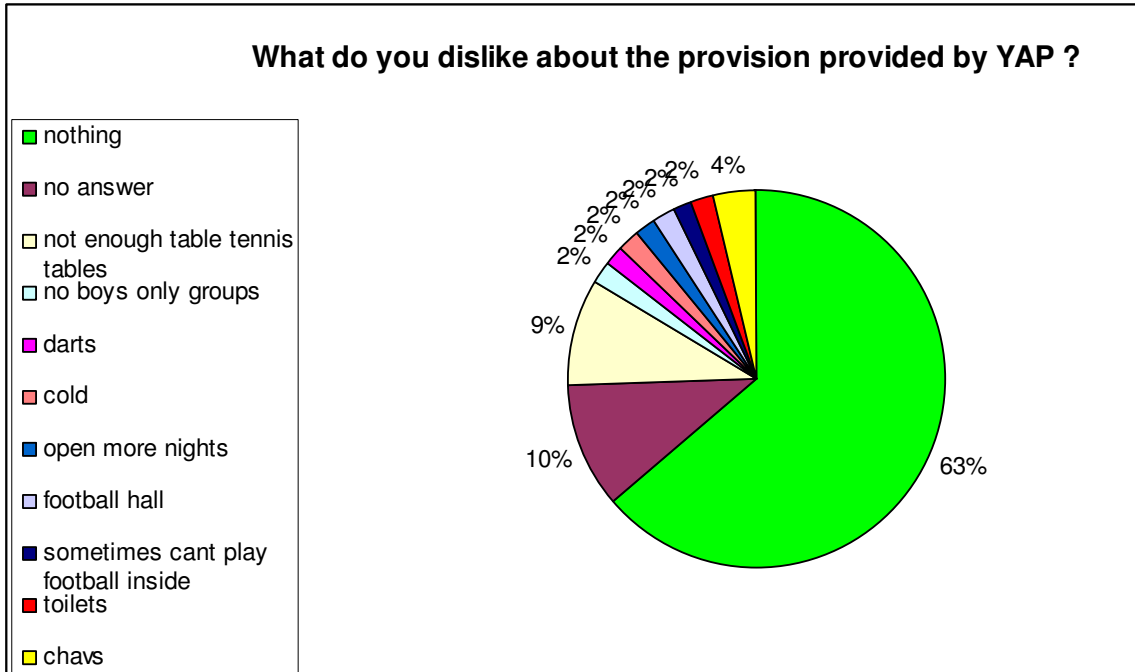
Appendix B Age Breakdown



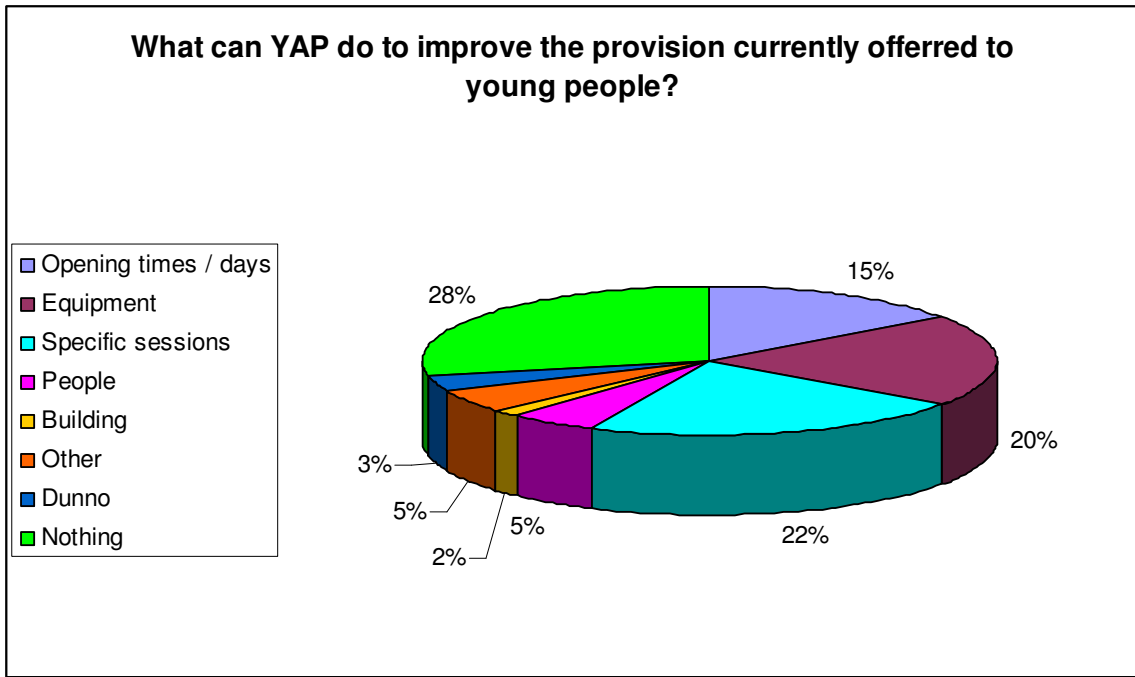
Appendix C Like



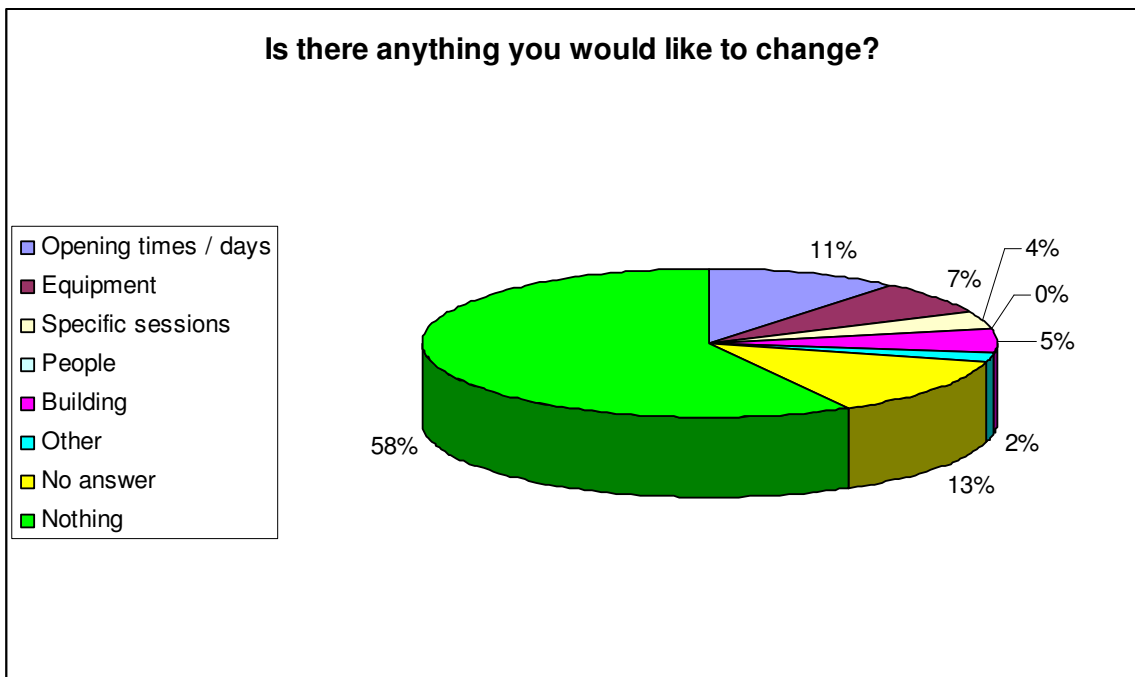
Appendix D Dislike



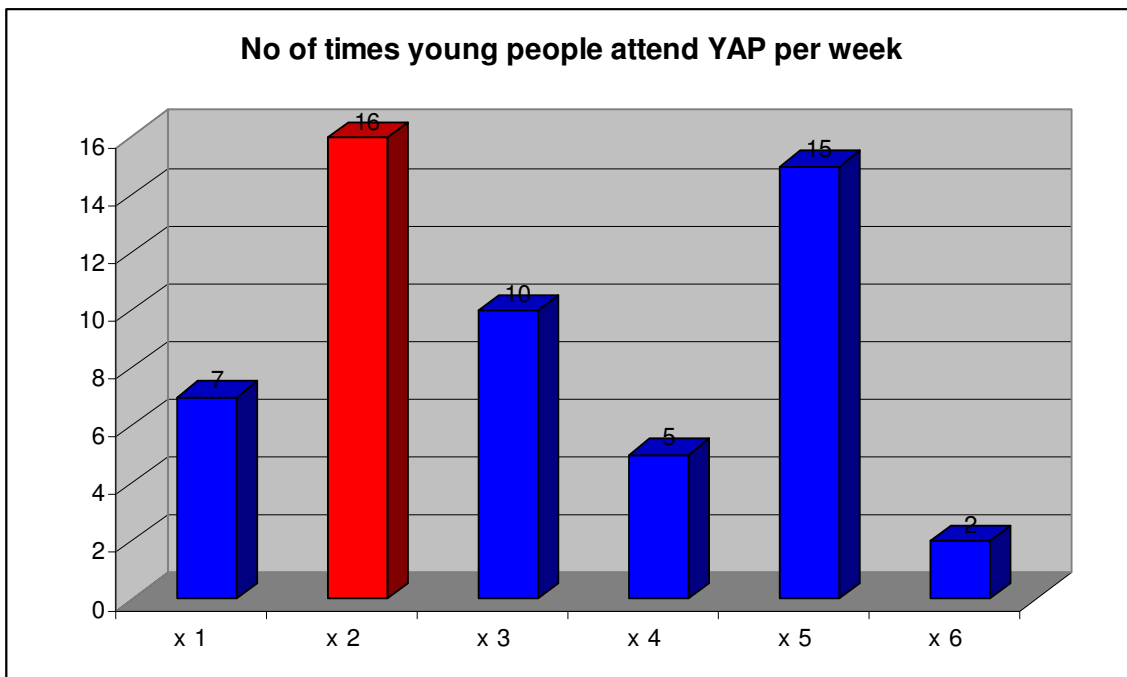
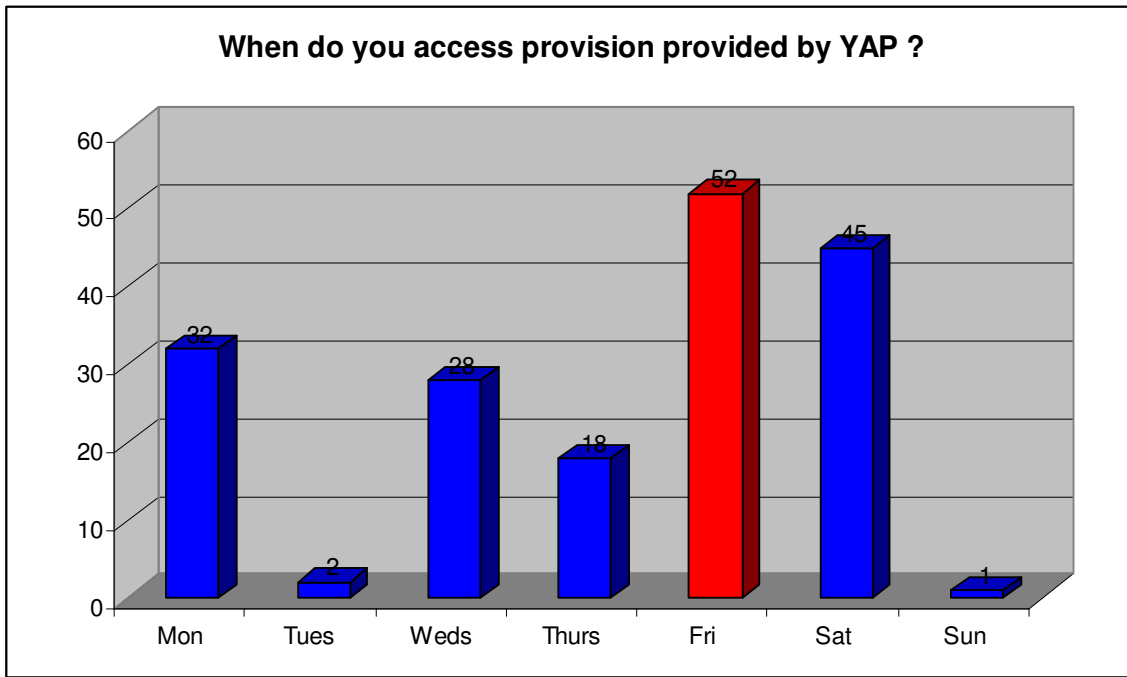
Appendix E improve



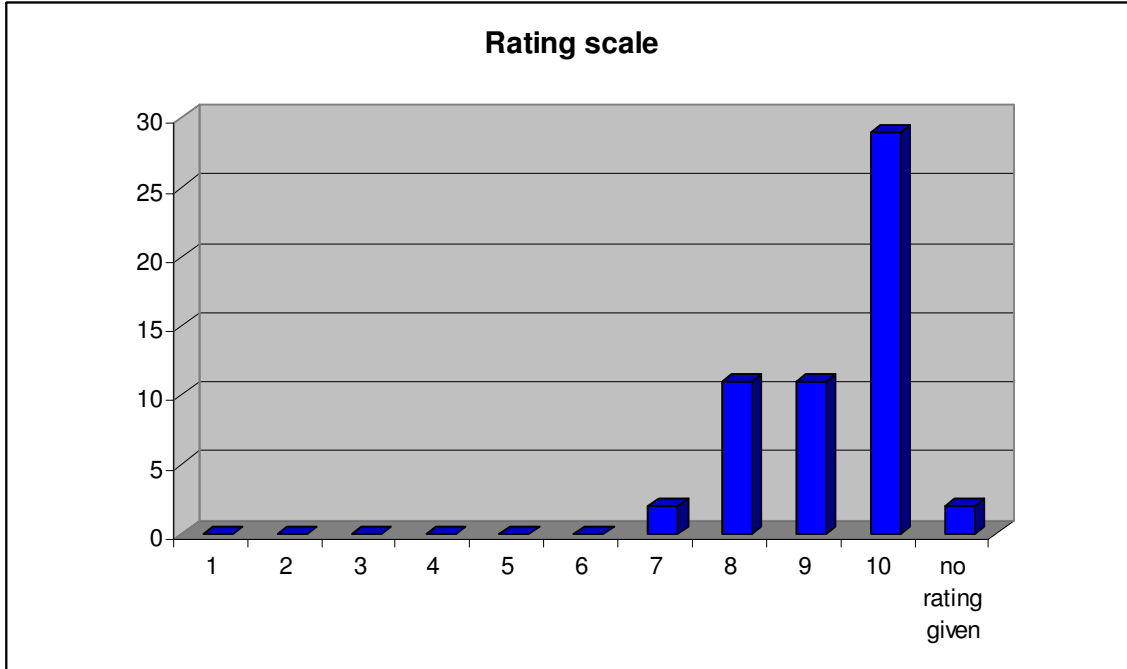
Appendix F change



Appendix G night attend



Appendix H rating scale



For more information regarding Sunderland Voluntary Sector Youth Forum (SVSYF)

please contact:

Tracey Morgan, Manager

SVSYF, Havelock Civic Buildings, Hylton Road, Sunderland. SR4 8AH

Tel 0191 5655144

Email: tracey.morgan@svsyf.org

Website: www.svsyf.org